

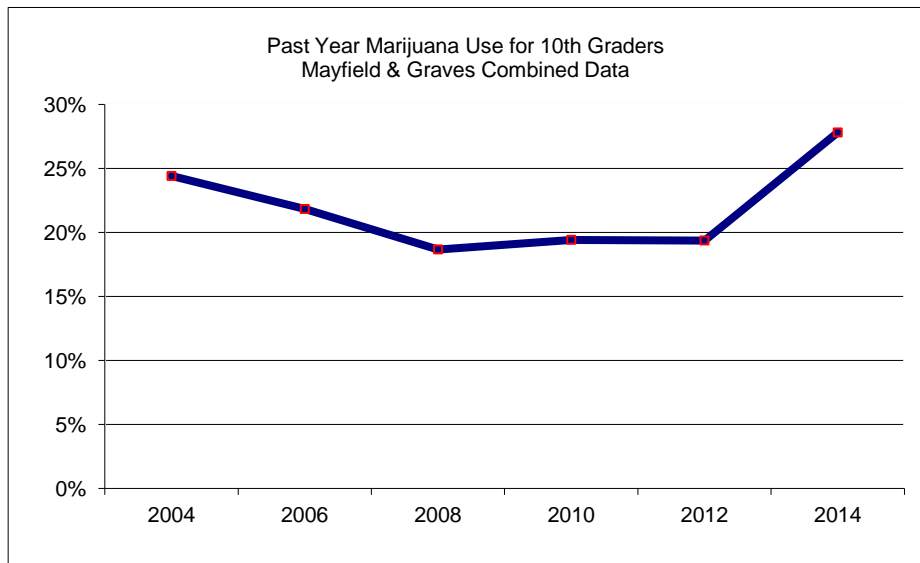
Graves County Agency for Substance Abuse Policy Prevention

Marijuana trend data for Mayfield & Graves combined data
10th Grade
Past Year Use

Question - On how many occasions in the past 12 months have you used marijuana?

Percent that answered at least one occasion

2004	24.41%
2006	21.83%
2008	18.67%
2010	19.42%
2012	19.37%
2014	27.81%

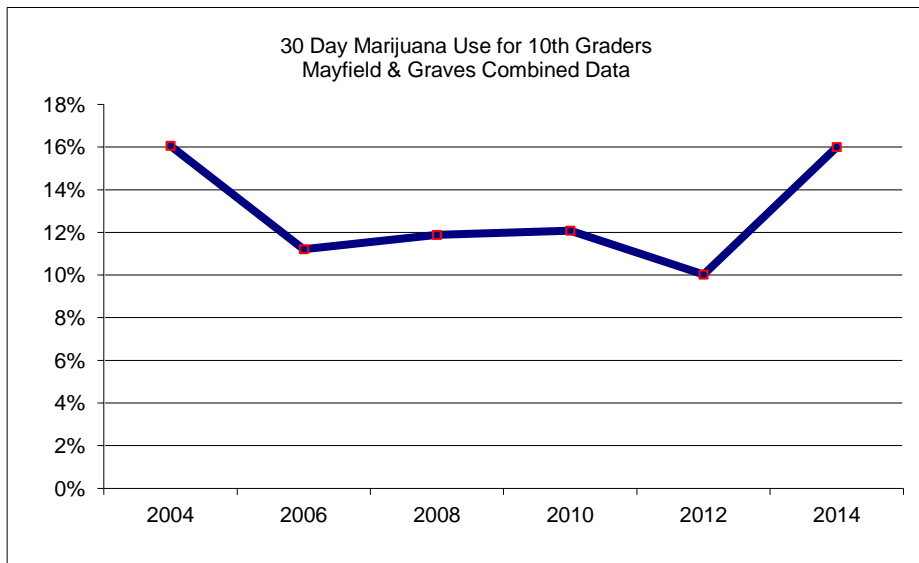


Marijuana trend data for Mayfield & Graves combined data
10th Grade
30 Day Use

Question - On how many occasions in the past 30 days have you used marijuana?

Percent that answered at least one occasion

2004	16.06%
2006	11.21%
2008	11.88%
2010	12.08%
2012	10.02%
2014	16.00%

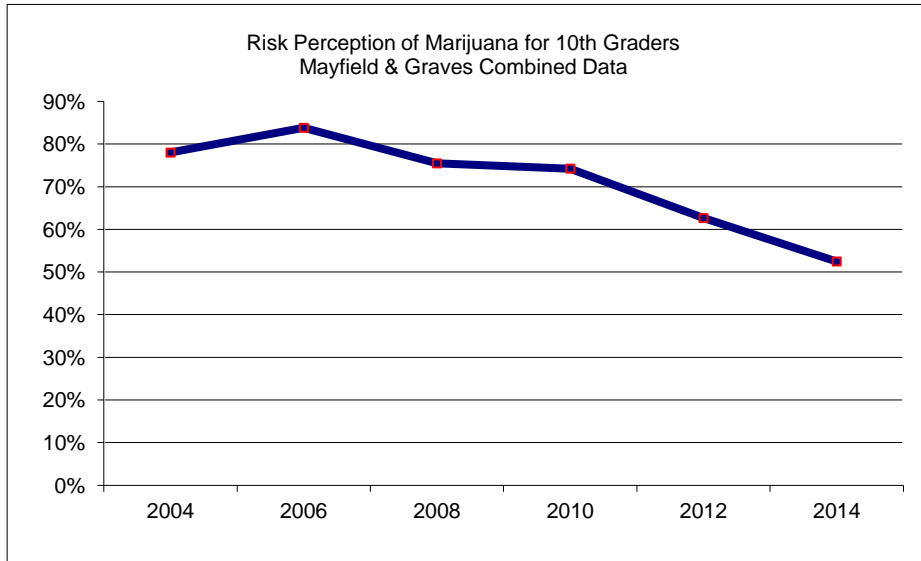


Marijuana trend data for Mayfield & Graves combined data
10th Grade
Risk Perception

Question - How much do you think people risk harming themselves (physically or in other ways) if they smoke marijuana regularly?

Percent that answered 'moderate risk' or 'great risk'

2004	78.00%
2006	83.80%
2008	75.46%
2010	74.23%
2012	62.63%
2014	52.46%

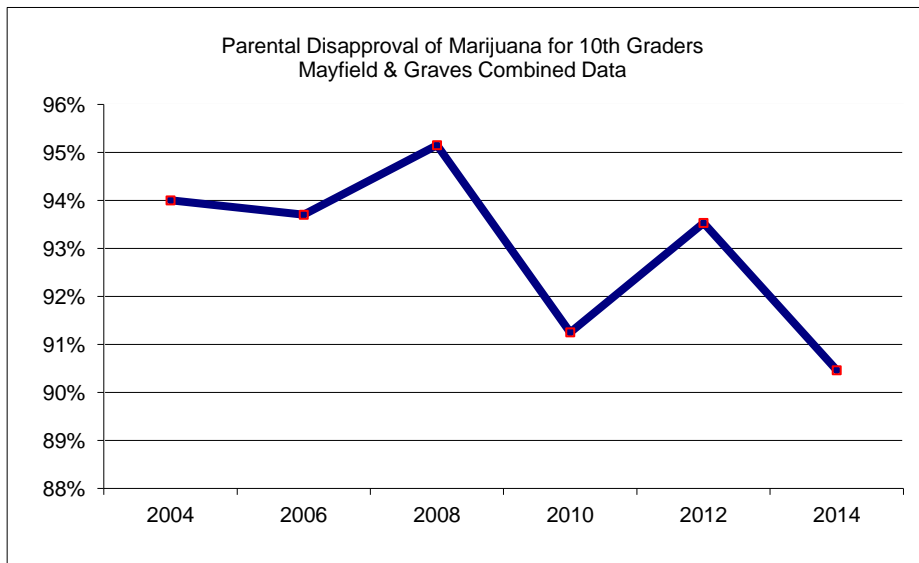


Marijuana trend data for Mayfield & Graves combined data
10th Grade
Parental Disapproval

Question - How wrong do your parents feel it would be for you to smoke marijuana?

Percent that answered 'Wrong' or 'Very Wrong'

2004	94.00%
2006	93.70%
2008	95.15%
2010	91.25%
2012	93.53%
2014	90.46%

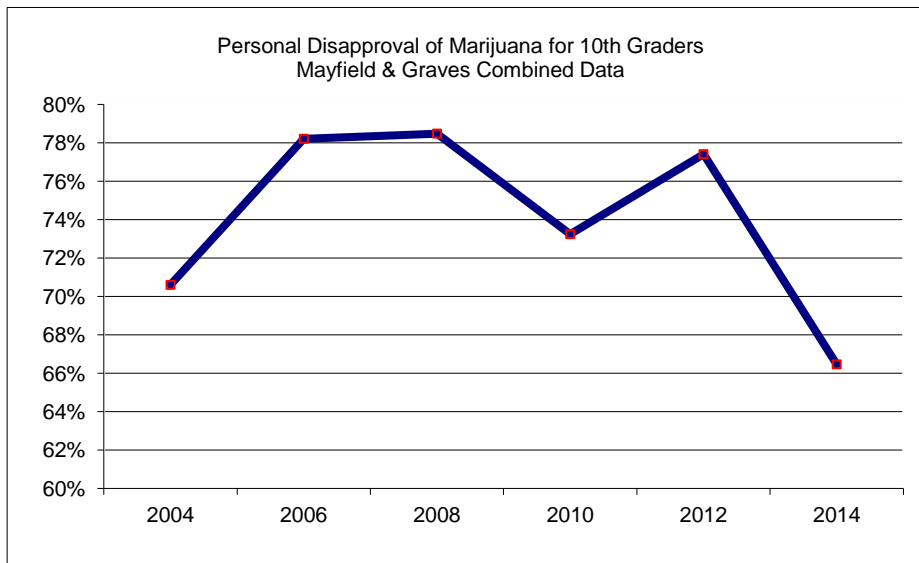


Marijuana trend data for Mayfield & Graves combined data
10th Grade
Personal Disapproval

Question - How wrong do you think it is for someone your age to smoke marijuana?

Percent that answered 'Wrong' or 'Very Wrong'

2004	70.60%
2006	78.21%
2008	78.48%
2010	73.24%
2012	77.41%
2014	66.46%

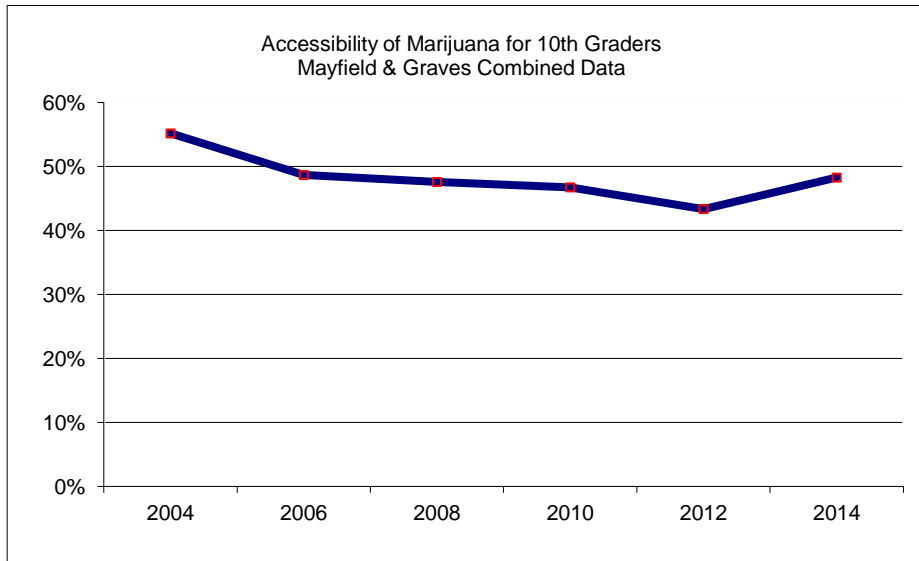


Marijuana trend data for Mayfield & Graves combined data
10th Grade
Accessibility

Question - How easy would it be for you to get some marijuana?

Percent that answered 'Sort of easy' or 'Very easy'

2004	55.15%
2006	48.66%
2008	47.56%
2010	46.72%
2012	43.34%
2014	48.25%



Marijuana trend data for Mayfield & Graves combined data

	10th Grade Past Year	10th Grade 30 Day	10th Grade Risk Perception	10th Grade Parental Disapproval	10th Grade Personal Disapproval	10th Grade Accessibility	
2004	24.41%	16.06%	78.00%	94.00%	70.60%	55.15%	2004
2006	21.83%	11.21%	83.80%	93.70%	78.21%	48.66%	2006
2008	18.67%	11.88%	75.46%	95.15%	78.48%	47.56%	2008
2010	19.42%	12.08%	74.23%	91.25%	73.24%	46.72%	2010
2012	19.37%	10.02%	62.63%	93.53%	77.41%	43.34%	2012
2014	27.81%	16.00%	52.46%	90.46%	66.46%	48.25%	2014
	Weight %	Graves 0.72923077	Mayfield 0.27076923		Weight %	Graves 0.7292308	Mayfield 0.270769
	KIP %	0.91	0.89		KIP %	0.67	0.65
	Calculation				Calculation		
	0.90458462	0.6636	0.24098462		0.6645846	0.4885846	0.176